

Ошибка! Используйте вкладку "Главная" для применения 标题 к тексту, который должен здесь отображаться.

## 1. Foreword

---

### **Thank you for choosing us as your after-sales service provider!**

Adhering to the principle of providing our customers with value-added services in a highly efficient and rational manner, we have established a complete and efficient network for after-sales services throughout the country.

All Hongqi dealers authorized by FAW have the technical capabilities, equipment and original parts of FAW required to provide quality services to your vehicles, and all personnel doing after-sales services have received professional training on management and technology from FAW, so as to implement vehicle maintenance and repair as fast as possible with high quality, and maintain your vehicle at its optimal state for exerting its performance.

We hereby solemnly remind you that:

In order to ensure the driving reliability and safety, maintain the best performance of the vehicle, and comply with the requirements of road driving regulations, you should carefully read the *User Manual* and the maintenance specifications given in this manual, and implement vehicle maintenance regularly. Also, you must use brake fluid, antifreeze and other fluids in compliance with vehicle requirements, as well as the original spare parts and accessories of FAW.

If you have any questions regarding the services provided by Hongqi dealers or certain contents in this manual, please contact Hongqi dealers authorized by FAW. We will wholeheartedly provide you with consulting services.

## 2. Instructions on Use of *Maintenance Manual*

---

Please put this manual in vehicle.

This manual introduces solutions for the problems you may encounter for protection of your vehicle. If you purchase our vehicle, make sure that the *Registration Form for Warranty Service* in this manual is carefully filled out by Hongqi dealer. In this way, we can get the information and usage status of your vehicle, which will be utilized by us to provide better after-sales services.

With this manual, any Hongqi dealer can provide you with regular maintenance services as required. Each time the regular maintenance is completed, relevant personnel of Hongqi dealer will make a record of the maintenance correspondingly in *Maintenance Record* of this manual to prove that your vehicle has been maintained in accordance with relevant regulations.

As this manual is of importance, please keep it in a safe place for future use whenever it is needed. In addition, when transferring the vehicle, please send the corresponding manual to the new owner.

Ошибка! Используйте вкладку "Главная" для применения 标题 к тексту, который должен здесь отображаться.

---

I. Registration of Essential Information	
1. Delivery inspection certificate .....	1
II. Brief Introduction to Warranty Service	
1. Contents of warranty service .....	2
2. User instructions .....	7
III. Maintenance Instructions	
1. Necessity of maintenance.....	9
2. Implementing inspection and maintenance .....	12
3. Types of inspection and maintenance .....	13
4. Methods of inspection and maintenance .....	13
5. Daily maintenance .....	14
6. Regular maintenance.....	15
IV. Maintenance Record	
1. Records and items of regular maintenance .....	19
2. Records and items of temporary maintenance .....	23

Ошибка! Используйте вкладку "Главная" для применения 标题 к тексту, который должен здесь отображаться.

## 1. Delivery inspection certificate

---

To ensure your satisfaction with the appearance and performance of the newly purchased vehicle, Hongqi dealers are obliged to implement the pre-delivery inspection items specified by the manufacturer on your vehicle to maintain your vehicle at best performance after delivery.

After inspection, the Hongqi dealer shall fill in *Delivery Inspection Certificate* of the vehicle with the delivery inspection date and affix with the official seal of Hongqi dealer.

### Delivery Inspection Certificate

This is to certify that this vehicle has been inspected before delivery in accordance with the manufacturer's specifications, and its quality is in compliance with the manufacturer's technical specifications!

Delivery date: Month/day/year

(Seal of Hongqi dealer)

Ошибка! Используйте вкладку "Главная" для применения 标题 к тексту, который должен здесь отображаться.

## 1. Contents of warranty service

---

This manual details the warranty period, ensured by FAW, for the complete vehicle, special parts, wearable parts, and replacement parts of Hongqi E-HS9. Please read this section carefully before receiving warranty services.

- Only Hongqi authorized dealers have the right to seal with the application for warranty service;
- The man-hours and material costs incurred from the warranty service during the warranty period shall be borne by FAW;
- Parts replaced during the free warranty service within the warranty period are owned by FAW.



### Description

Please bring the *Vehicle Driving Permit and Maintenance Manual* to Hongqi dealer for the acceptance of warranty services.

Ошибка! Используйте вкладку "Главная" для применения 标题 к тексту, который должен здесь отображаться.

# 1. Contents of warranty service

## Type range of main parts of major assembly

Assembly	Type range of main parts	Part name known by our company
Power battery	Battery cell, power battery box	Power battery assembly
Driving motor	Stator assembly, rotor assembly, bearing, housing	Front/rear drive motor assembly, front/rear inverter assembly
Steering system	Steering gear assembly, steering column, steering universal joint, steering tie rod (excluding ball joint), steering knuckle	Parallel shaft electric steering gear & tie rod assembly, electric adjustable steering column sub-assembly, left/right front steering knuckle assembly
Braking system	Brake master cylinder, wheel cylinder, booster, brake pedal and its bracket	ESC unit assembly, electronic booster & master cylinder and reservoir assembly, left/right front brake caliper assembly, left/right rear brake caliper assembly, brake pedal and bracket assembly
Suspension system	Spring (coil spring, torsion bar spring, leaf spring, air spring, hydraulic spring, etc.), control arm, connecting rod	Front/rear air spring assembly, front/rear coil spring, left/right front upper control arm assembly, left/right front lower control arm assembly, left/right rear trapezoidal arm assembly, rear upper control arm assembly, toe-in control arm assembly, connecting rod assembly, front stabilizer bar assembly, rear stabilizer bar assembly, toe-in arm left/right connecting bracket, front stabilizer bar connecting rod assembly, rear stabilizer bar connecting rod assembly
Transmission system	Axle housing, main reducer, differential, drive shaft, half shaft, reducer (connected to driving motor)	Front left/rear left drive shaft & bracket assembly, front right/rear right drive shaft assembly, front/rear reducer assembly
Body	Body frame, subframe, side member, cross member, front and rear door body	BIW welding assembly, front/rear subframe assembly, left/right front side member assembly, door sill inner panel assembly, front wall baffle beam assembly, left/right front door welding assembly, left/right rear door welding assembly

## Power Battery Capacity Attenuation Limit

Period (time or mileage, whichever comes first)	Capacity attenuation limit
8 years or 160,000 km (warranty period of power battery assembly)	30%

Note: When normally used, the ampere-hour (Ah) attenuation of the power battery (compared with rated capacity) does not exceed the values given in this table.

Ошибка! Используйте вкладку "Главная" для применения 标题 к тексту, который должен здесь отображаться.

# 1. Contents of warranty service

---

## Type Range and Quality Guarantee Period of Wearable Parts

Wearable parts	Quality guarantee period (time or mileage, whichever comes first)
Wiper blade	6 months/10,000 km
Remote control battery	6 months/10,000 km
Fuse and ordinary relay	6 months/10,000 km
Brake lining	6 months/10,000 km
A/C filter	6 months/10,000 km
Tire	6 months/10,000 km
12 V battery	1 year/20,000 km

◆ Type range of special parts that need to be customized according to the vehicle identification number (VIN): anti-theft system (ignition lock core, key, anti-theft control unit), main harness for the complete vehicle.

Ошибка! Используйте вкладку "Главная" для

Ошибка! Используйте вкладку "Главная" для применения 标题 к тексту, который должен здесь отображаться.

## 1. Contents of warranty service

---

### ① Quality guarantee period of replacement parts at your own expense

Replacement parts at your own expense refer to original parts purchased and loaded by the user at Hongqi authorized dealers at their own expense. The quality guarantee period is 1 year or 30,000 km (except for wearable parts), which is calculated from the date of installation and expressed in time or mileage (whichever comes first).

### ② Quality guarantee period of special parts

The quality guarantee period of the power battery assembly is 8 years or 160,000 km (calculated from the date the seller issues the purchase invoice, whichever comes first). For product quality problems occurred beyond the warranty period, we will not assume any responsibility for maintenance and replacement at free.

### ③ Others

For the parts not within the scope of the warranty for special parts, consumable parts and replacement parts at own expense, and the parts that cannot be exempt from liability, the warranty period shall be calculated as the warranty period of the complete vehicle.

Ошибка! Используйте вкладку "Главная" для применения 标题 к тексту, который должен здесь отображаться.

# 1. Contents of warranty service

---

## ④ Exemption from liability

(1) The warranty service is applicable to the quality problems of the vehicle (referring to the situation that the normal use of the product is affected, the product cannot be used normally, or the product quality is not in compliance with that specified in regulations, standards, or by the company). For non-product quality problems, we will not assume any responsibility for repair, replacement, and return as stipulated in the warranty service.

(2) For quality problems of vehicles as mentioned in any of the following situations, we will not assume any responsibility for repair, replacement and return as stipulated in the warranty service:

- ◇ The vehicle purchased by the user has been notified in writing that there is a defect;
- ◇ The vehicle is used for rental or other operational purposes;
- ◇ Damages are caused by users in modification, adjustment, and disassembly which are implemented by themselves, even though it is stated in the instructions for use that no modification, adjustment, or disassembly is allowed;
- ◇ Damages are caused by users in improper handling of product quality problems;
- ◇ Damages are caused by users because they do not use, maintain, and repair the product correctly in accordance with the requirements of the instructions for use;
- ◇ Damages are caused by users in using charging equipment that does not meet the national standards, or charging and discharging not in accordance with the regulations of the standards;
- ◇ Damages to power batteries are caused by normal attenuation of the power battery capacity, man-made or accidental collisions, water soaking, etc.;
- ◇ Parts consumption and abrasion, and fading and aging of painted parts due to natural wear;
- ◇ Damages are caused by force majeure.

Ошибка! Используйте вкладку "Главная" для применения 标题 к тексту, который должен здесь отображаться.

## 2. User instructions

---

### (1) Maintenance

You must use, maintain and take good care of your vehicle following the *User Manual* and relevant provisions in this manual, and go to Hongqi dealer for maintenance and repair in time.

### (2) Accepting warranty service

Please send your vehicle to Hongqi dealers across the country for warranty service, with the *Vehicle Driving Permit* and *Maintenance Manual* carried.

### (3) Maintenance records

Please keep relevant repair and maintenance records properly, which may be taken out to prove that your vehicle has been repaired and maintained as required. Those records are provided to ensure that Hongqi dealers can provide you with better services.

Ошибка! Используйте вкладку "Главная" для применения 标题 к тексту, который должен здесь отображаться.

## 2. User instructions

---

### (4) When you need warranty service

When your vehicle breaks down, please contact local Hongqi authorized dealer to obtain the warranty service with the following information provided:

- ◇ Fault phenomenon and the situation when the fault occurs;
- ◇ Model;
- ◇ VIN;
- ◇ Current mileage;
- ◇ Purchase date;
- ◇ History records of vehicle repair and maintenance.

In the event of warranty services for replacement parts at your own expense, the following information shall be provided additionally:

- ◇ Maintenance invoice issued for previous repair at your own expense.

[For details, please consult local Hongqi authorized dealer!](#)

Ошибка! Используйте вкладку "Главная" для применения 标题 к тексту, который должен здесь отображаться.

## 1. Necessity of maintenance

---

Maintenance is of great importance in maintaining normal performance of the vehicle. The maintenance of vehicle shall be reasonably arranged according to the way the vehicle condition changes.

It proves that, by maintaining vehicles at maintenance interval (mileage/date), implementing maintenance items, detecting and eliminating hidden hazards in a timely manner, and repairing and replacing necessary parts, the service life of vehicles can be prolonged and damages to them can be prevented at early stage.

### (1) Regular maintenance can help to maintain vehicle performance

Protecting your vehicle by starting from the maintenance can help you fully grasp the performance status of your vehicle.

The vehicle is composed of tens of thousands of parts and components. Only when these parts are working properly can you feel the joy of driving. However, during the use of the vehicle, some parts will inevitably wear out and deteriorate. If you continue to use the vehicle under such condition, vehicle performance will be reduced, or vehicle may even break down.

Therefore, to ensure that you can drive the vehicle in an undistracted manner, regular inspections must be implemented. Additionally, repairing and maintaining degraded or defective parts can help you determine potential faults that may occur, and perform inspections and maintenances (preparatory maintenance) as necessary to prevent faults before they occur, extending the service life of the vehicle and ensuring comfortable and undistracted driving.



Ошибка! Используйте вкладку "Главная" для применения 标题 к тексту, который должен здесь отображаться.

## 1. Necessity of maintenance

---

### (2) Regular inspection of oil can help to ensure driving performance of the vehicle


Grease (gear oil) and liquids (brake fluid, coolant, etc.) can be used for lubrication, cooling, and rust prevention, and play a vital role in normal operation of electric drive system, brake system and other systems.

During the use of the vehicle, these oil products will gradually decrease and become dirty, leading to performance degradation of vehicle parts or malfunctions (ablation, poor operation, etc.).

Thus, in order to protect your vehicle and ensure the driving performance of the vehicle, it is recommended that you regularly supplement or replace grease, fluids and other supplies.

### (3) Regular maintenance of rubber parts can help to ensure safe operation of the vehicle

Some rubber parts are used in the vehicle. Considering that the rubber is prone to aging after long-term use regardless of its flexibility, cracks, or even breakage and other deteriorations may appear inevitably on rubber parts. In order to avoid potential safety hazards, it is recommended that you implement inspections, maintenance or replacement of rubber parts regularly.



Ошибка! Используйте вкладку "Главная" для применения 标题 к тексту, который должен здесь отображаться.

## 1. Necessity of maintenance

---

### (4) Regular maintenance of wear parts can help to avoid vehicle accidents

The brake linings, tires and other parts of vehicle are restricted to certain uses (wear limit), which means they will continuously wear during use. Thus, they cannot be used for a long time.

If parts exceeding the wear limit are used, vehicles may break down, and serious accidents may even occur.

For this reason, it is recommended that you regularly check and replace wear parts.



Ошибка! Используйте вкладку "Главная" для применения 标题 к тексту, который должен здесь отображаться.

## 2. Implementing inspection and maintenance

### (1) It is users' obligation to implement inspection and maintenance

Parts will inevitably deteriorate and wear during the continuous use of the vehicle. If the vehicle is not properly inspected and maintained, safe and comfortable driving cannot be ensured, and noise and air pollutions may be generated.

To maintain the vehicle at optimum condition, the user shall perform regular inspections and maintenance on the vehicle. This is to prevent faults before they present, and ensure undistracted and comfortable driving.

Users can perform daily inspections and supplement cleaning fluids by themselves. However, it is required that, in regular inspection and maintenance, special maintenance equipment and designated greases are used and proper treatment is needed after replacement of greases. It is recommended that users go to Hongqi dealers for standardized inspections and maintenance implemented by professionals.

### (2) Maintenance records are reserved as important information following vehicle inspection and maintenance

When inspecting and maintaining a vehicle, previous maintenance records shall be referred to for the implementation of inspection and maintenance services that are consistent with the current use state of the vehicle.

The records of regular inspection and maintenance can help users to deepen their understanding of the vehicle, provide important information for more appropriate and more economical inspection and maintenance in the future, and make it possible for Hongqi dealers to provide more convenient and professional services.

Maintenance records		
Maintenance date	Driving mileage	Hongqi dealer
Month/day/year	km	
Additional maintenance items:		Seal

Ошибка! Используйте вкладку "Главная" для применения 标题 к тексту, который должен здесь отображаться.

### 3. Types of inspection and maintenance


---

#### (1) Daily inspection and maintenance

In daily use of the vehicle, the appropriate time for inspection and maintenance can be determined according to the driving time, mileage, and state of the vehicle while driving. For inspection and maintenance items that can be implemented by users, it is recommended that the users implement by themselves when washing or refueling the vehicle, or before long-distance driving.

#### (2) Regular inspection and maintenance

The regular inspection and maintenance are implemented in accordance with the time or mileage (whichever comes first) specified in *Maintenance Manual*.


 <b>Note:</b>	<ul style="list-style-type: none"><li>•The replacement cycle is expressed by the mileage or time, and the user must implement regular maintenance in accordance with the regular maintenance schedule.</li><li>•For specific information about the optimal maintenance method for vehicle use, please refer to the recommendations of Hongqi dealers during maintenance and inspection.</li></ul>
--	---

### 4. Methods of inspection and maintenance

---

#### (1) Items and time of inspection and maintenance specified by FAW

#### (2) Recommended items of inspection and maintenance and inspection time

 <b>Note:</b>	<p>You need to maintain the vehicle on time according to maintenance item table. In case the driving conditions are obviously different, you need to check and maintain earlier than the specified time to ensure that your vehicle can exert its best performance in various driving environments.</p>
--	---

Ошибка! Используйте вкладку "Главная" для применения 标题 к тексту, который должен здесь отображаться.

## 5. Daily maintenance

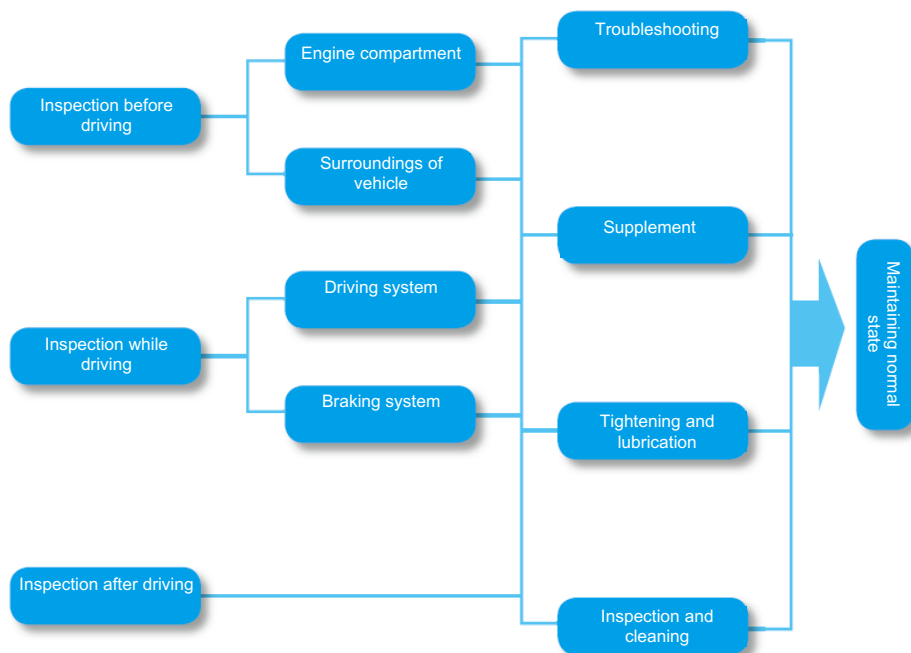
If you have an abundance of basic knowledge about vehicle construction as well as inspection and maintenance, you can implement daily inspections and maintenance on your own.

### (1) Daily maintenance

We recommend that users check the following items at least once a week:

- ◇ Coolant level
- ◇ Brake fluid level
- ◇ Level of windshield cleaning fluid
- ◇ Tire inflation pressure

### (2) Daily maintenance process



Ошибка! Используйте вкладку "Главная" для применения 标题 к тексту, который должен здесь отображаться.

## 6. Regular maintenance

---

### (1) Regular maintenance cycle

In respect of normal driving vehicles, regular maintenance must be implemented every 12 months or at a driving distance of 20,000 km (calculated from the date when the seller issues the purchase invoice, whichever comes first) in accordance with the regular maintenance schedule. Vehicles may be damaged if they run beyond the maintenance period.

Ошибка! Используйте вкладку "Главная" для применения 标题 к тексту, который должен здесь отображаться.

## 6. Regular maintenance

### (2) Regular maintenance schedule

Item	Distance													Months			
	Mileage X 1000km	20	40	60	80	100	120	140	160	180	200	220	240		260	280	300
<b>A/C system</b>																	
A/C compressor	I	I	I	I	I	I	I	I	I	I	I	I	I	I	I	I	—
A/C pipeline	I	I	I	I	I	I	I	I	I	I	I	I	I	I	I	I	—
A/C refrigerant	I	I	I	I	I	I	I	I	I	I	I	I	I	I	I	I	—
A/C filter	R	R	R	R	R	R	R	R	R	R	R	R	R	R	R	R	R: 12 months
<b>Cooling system</b>																	
Coolant	I	I	I	I	I	R	I	I	I	I	I	I	R	I	I	I	R: 72 months
Cooling hose	I	I	I	I	I	I	I	I	I	I	I	I	I	I	I	I	—
Radiator	I	I	I	I	I	I	I	I	I	I	I	I	I	I	I	I	—
<b>Chassis</b>																	
Brake pedal and parking brake	I	I	I	I	I	I	I	I	I	I	I	I	I	I	I	I	—
Brake disc and friction lining	I	I	I	I	I	I	I	I	I	I	I	I	I	I	I	I	—
Brake oil pipe and hose	I	I	I	I	I	I	I	I	I	I	I	I	I	I	I	I	—
Brake fluid	I	R	I	I	R	I	R	I	R	I	R	I	R	I	R	I	R: 24 months
Ball joint and dust cover	I	I	I	I	I	I	I	I	I	I	I	I	I	I	I	I	—
Air spring and dust cover	I	I	I	I	I	I	I	I	I	I	I	I	I	I	I	I	—
Front and rear suspensions	I	I	I	I	I	I	I	I	I	I	I	I	I	I	I	I	—
Drive shaft and rubber sleeve	I	I	I	I	I	I	I	I	I	I	I	I	I	I	I	I	—

Ошибка! Используйте вкладку "Главная" для применения 标题 к тексту, который должен здесь отображаться.

## 6. Regular maintenance

Applicable to E-HS9E01, E-HS9E02, and E-HS9E03																	
Item	Mileage × 1000km	Distance										Months					
		20	40	60	80	100	120	140	160	180	200		220	240	260	280	300
<b>Chassis</b>																	
Front (rear) main reducer oil	-	-	-	-	-	-	-	-	-	-	R	-	-	-	-	-	R: 72 months
Front (rear) main reducer oil seal	-	-	-	-	-	-	-	-	-	-	-	-	-	-	-	-	-
Front (rear) main reducer oil drain plug	-	-	-	-	-	-	-	-	-	-	R	-	-	-	-	-	-
Front (rear) main reducer fuel plug	-	-	-	-	-	-	-	-	-	-	R	-	-	-	-	-	-
Front (rear) main reducer vent plug	-	-	-	-	-	-	-	-	-	-	R	-	-	-	-	-	-
Tire and inflation pressure	-	-	-	-	-	-	-	-	-	-	-	-	-	-	-	-	-
Tow hook	-	-	-	-	-	-	-	-	-	-	-	-	-	-	-	-	-
<b>Body and electrical appliances</b>																	
Door, back door and charging port cover	-	-	-	-	-	-	-	-	-	-	-	-	-	-	-	-	-
12 V battery	-	-	-	-	-	-	-	-	-	-	-	-	-	-	-	-	-
Body electrical system (light, horn, wiper, washer, window, sunroof, electric strut oil back door, etc.)	-	-	-	-	-	-	-	-	-	-	-	-	-	-	-	-	-
Lubrication of sunroof guide rail and cleaning of overflow pipe	-	-	-	-	-	-	-	-	-	-	-	-	-	-	-	-	-
<b>High-voltage electrical system</b>																	
In-vehicle charger integrated with DCDC	-	-	-	-	-	-	-	-	-	-	-	-	-	-	-	-	-
High-voltage distribution box	-	-	-	-	-	-	-	-	-	-	-	-	-	-	-	-	-
Front (rear) drive motor	-	-	-	-	-	-	-	-	-	-	-	-	-	-	-	-	-
High-voltage harness and connector	-	-	-	-	-	-	-	-	-	-	-	-	-	-	-	-	-

Ошибка! Используйте вкладку "Главная" для применения 标题 к тексту, который должен здесь отображаться.

## 6. Regular maintenance

Applicable to E-HS9E01, E-HS9E02, and E-HS9E03

Item	Mileage × 1000km	Distance												Months			
		20	40	60	80	100	120	140	160	180	200	220	240		260	280	300
High-voltage electrical system																	
AC/DC charging port holder		I	I	I	I	I	I	I	I	I	I	I	I	I	I	I	I
Charging cable		I	I	I	I	I	I	I	I	I	I	I	I	I	I	I	I
Power battery		I	I	I	I	I	I	I	I	I	I	I	I	I	I	I	I
Power battery fixing bolt		I	I	I	I	I	I	I	I	I	I	I	I	I	I	I	I
Power battery low-voltage connector		I	I	I	I	I	I	I	I	I	I	I	I	I	I	I	I

[Normal maintenance] I: Inspect and clean, repair, adjust or replace if necessary

R: Replace

C: Clean

- [Note] 1. When driving in an environment that often has a large amount of dust, fabrics, and mosquitoes, the A/C filter replacement cycle shall be shortened appropriately. For example, it is recommended to replace the A/C filter when the air volume of the blower is significantly reduced or there is smell in A/C.
2. The cooling hose is prone to damage or leakage due to aging after the vehicle has been running for 120,000 km. Therefore, the emphasis shall be put on checking the inlet and outlet hoses of HVH heater during maintenance. If the hose is found to be cracked, damaged or leaked, replace it.
3. Under special circumstances, the maintenance interval shall be appropriately shortened according to the actual use condition of the vehicle.
4. Hongqi will adjust the maintenance schedule according to the actual needs of Hongqi E-HS9. For specific maintenance schedule, please consult local dealers.

Ошибка! Используйте вкладку "Главная" для применения 标题 к тексту, который должен здесь отображаться.

## 1. Records and items of regular maintenance

---

Maintenance records		
Maintenance date Month/day/year	Driving mileage km	Hongqi dealer
Additional maintenance items:		Seal

Maintenance records		
Maintenance date Month/day/year	Driving mileage km	Hongqi dealer
Additional maintenance items:		Seal

Maintenance records		
Maintenance date Month/day/year	Driving mileage km	Hongqi dealer
Additional maintenance items:		Seal

Ошибка! Используйте вкладку "Главная" для применения 标题 к тексту, который должен здесь отображаться.

## 1. Records and items of regular maintenance

---

Maintenance records		
Maintenance date Month/day/year	Driving mileage km	Hongqi dealer
Additional maintenance items:		Seal

Maintenance records		
Maintenance date Month/day/year	Driving mileage km	Hongqi dealer
Additional maintenance items:		Seal

Maintenance records		
Maintenance date Month/day/year	Driving mileage km	Hongqi dealer
Additional maintenance items:		Seal

Ошибка! Используйте вкладку

Ошибка! Используйте вкладку "Главная" для применения 标题 к тексту, который должен здесь отображаться.

## 1. Records and items of regular maintenance

---

Maintenance records		
Maintenance date Month/day/year	Driving mileage km	Hongqi dealer
Additional maintenance items:		Seal

Maintenance records		
Maintenance date Month/day/year	Driving mileage km	Hongqi dealer
Additional maintenance items:		Seal

Maintenance records		
Maintenance date Month/day/year	Driving mileage km	Hongqi dealer
Additional maintenance items:		Seal

Ошибка! Используйте вкладку "Главная" для применения 标题 к тексту, который должен здесь отображаться.

## 1. Records and items of regular maintenance

---

Maintenance records		
Maintenance date Month/day/year	Driving mileage km	Hongqi dealer
Additional maintenance items:		Seal

Maintenance records		
Maintenance date Month/day/year	Driving mileage km	Hongqi dealer
Additional maintenance items:		Seal

Maintenance records		
Maintenance date Month/day/year	Driving mileage km	Hongqi dealer
Additional maintenance items:		Seal

Ошибка! Используйте вкладку

Ошибка! Используйте вкладку "Главная" для применения 标题 к тексту, который должен здесь отображаться.

## 2. Records and items of temporary maintenance

---

Maintenance records		
Maintenance date Month/day/year	Driving mileage km	Hongqi dealer
Additional maintenance items:		Seal

Maintenance records		
Maintenance date Month/day/year	Driving mileage km	Hongqi dealer
Additional maintenance items:		Seal

Maintenance records		
Maintenance date Month/day/year	Driving mileage km	Hongqi dealer
Additional maintenance items:		Seal

Ошибка! Используйте вкладку "Главная" для применения 标题 к тексту, который должен здесь отображаться.

## 2. Records and items of temporary maintenance

---

Maintenance records		
Maintenance date Month/day/year	Driving mileage km	Hongqi dealer
Additional maintenance items:		Seal

Maintenance records		
Maintenance date Month/day/year	Driving mileage km	Hongqi dealer
Additional maintenance items:		Seal

Maintenance records		
Maintenance date Month/day/year	Driving mileage km	Hongqi dealer
Additional maintenance items:		Seal

Ошибка! Используйте вкладку

Ошибка! Используйте вкладку "Главная" для применения 标题 к тексту, который должен здесь отображаться.

## 2. Records and items of temporary maintenance

---

Maintenance records		
Maintenance date Month/day/year	Driving mileage km	Hongqi dealer
Additional maintenance items:		Seal

Maintenance records		
Maintenance date Month/day/year	Driving mileage km	Hongqi dealer
Additional maintenance items:		Seal

Maintenance records		
Maintenance date Month/day/year	Driving mileage km	Hongqi dealer
Additional maintenance items:		Seal